

student activity 1

Name _____ Date _____

Underneath a Magical Moon: Home

Use words or pictures to answer the following questions about your home.

What is an emotion you experience when you are at home? _____


What does your home sound like?




What does your home feel like?



What does your home smell like?



What does your home look like?



student activity 1

Name _____ Date _____

Underneath a Magical Moon: Imagination Land

Use words or pictures to answer the following questions about your imagination land.

What is an emotion you experience when you are in your imagination land? _____


What does your land sound like?




What does your land feel like?



What does your land smell like?



What does your land look like?



student activity 2

Name _____ Date _____

Underneath a Magical Moon: Class Poem

Create a group poem using your exploration of your home and imagination land from worksheet 1.

1. Pick your favorite answer about your home in Activity Sheet 1. Turn it into a sentence.
Ex. My home smells like pancakes on Saturday morning.
2. Write that sentence on a strip of paper. This is now one line in your group poem!
3. Place everyone's strips of paper on the table or ground one line at a time to create a poem.
4. Read the poem out loud.
5. Move strips of paper around until you are happy with the order of lines in your poem.
6. Give your poem a title!

Underneath a Magical Moon: Your Poem

Create your own poem using your imagination land answers from worksheet 1. Use the name your class came up with for your imagination land to start your sentences and write them down below.

Example: Bubble world feels like a bouncy castle.
